




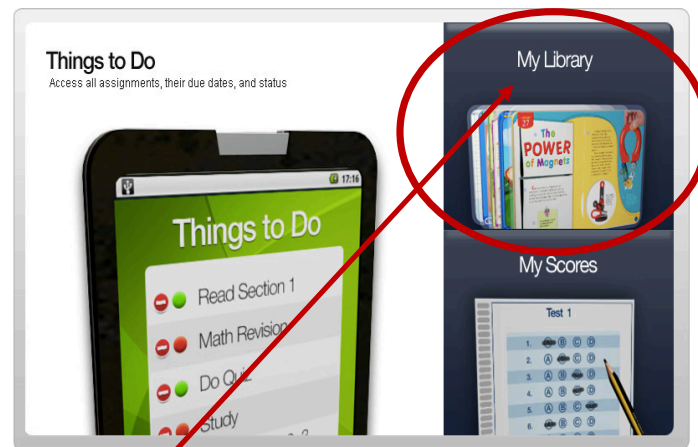
How to Access Go Math Lessons & Homework

Open Educational Resources

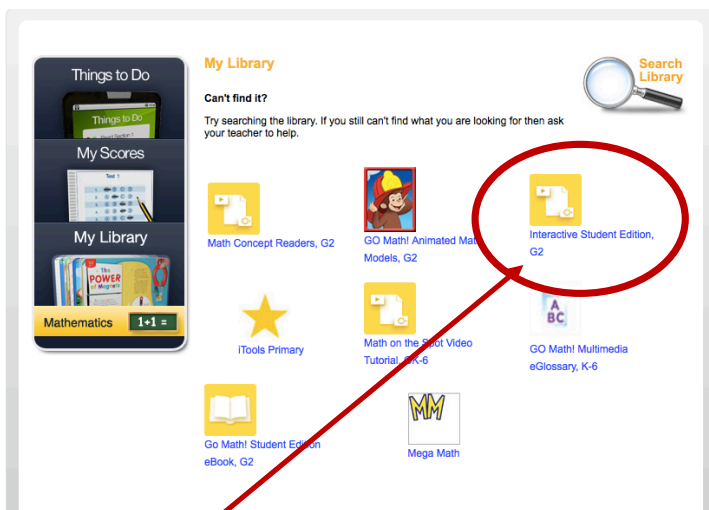
Class Schedule

Course Teacher	Period	eText Book	Term	Room	School
Mathematics - Grade Two CUNNINGHAM KAITLIN	04		A	4011	0721
Science - Grade Two CUNNINGHAM KAITLIN	05		A	4011	0721
Social Studies Grade Two CUNNINGHAM KAITLIN	06		A	4011	0721
Art - Grade 2 GONZALEZ OLGA	07		A	4011	0721
Music - Grade 2 LAPOINTE CHRISTOPHER	08		A	4011	0721

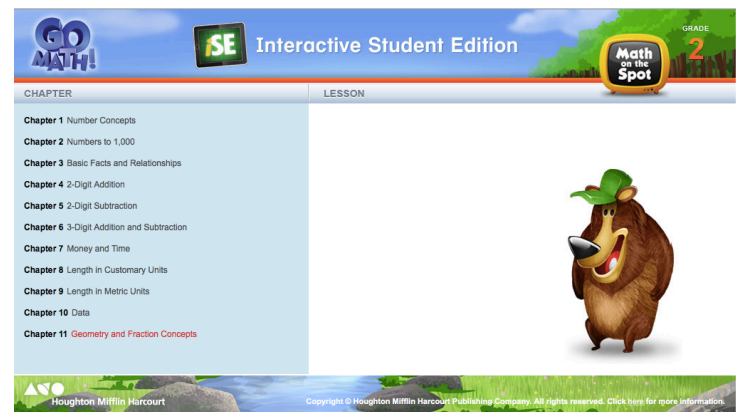
Step One: Log into student portal and scroll down to courses. Then click the book icon.



Step Two: Click on "My Library" to access the book where the lesson is located.

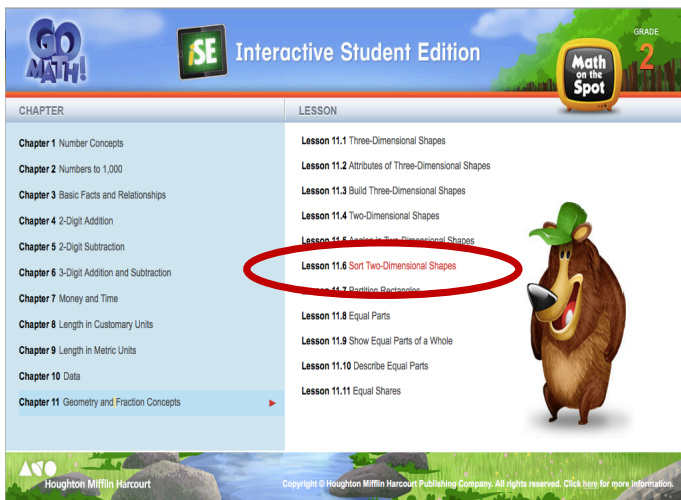


Step Three: Click on "Interactive Student Edition" to access the lesson.

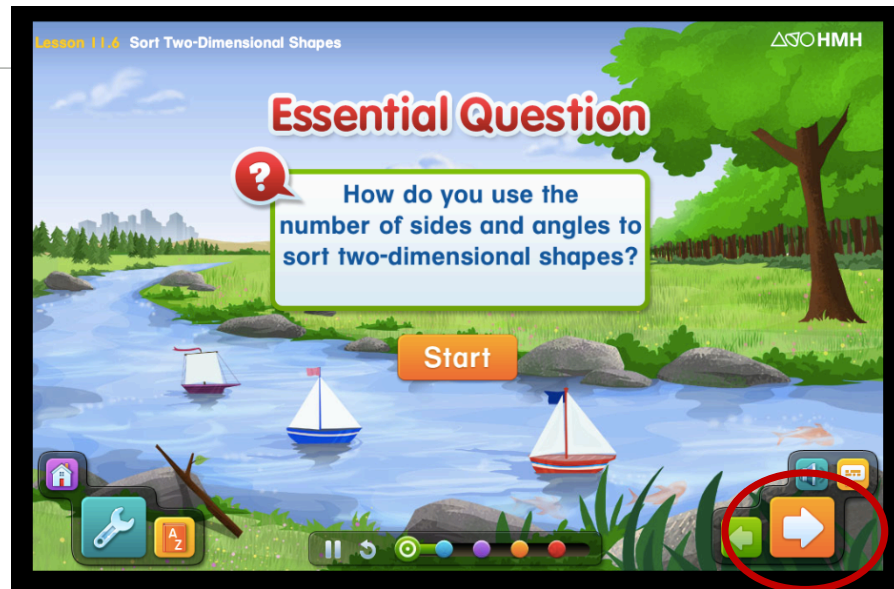


Step Four: Select the Chapter and then lesson that has been assigned by the teacher.

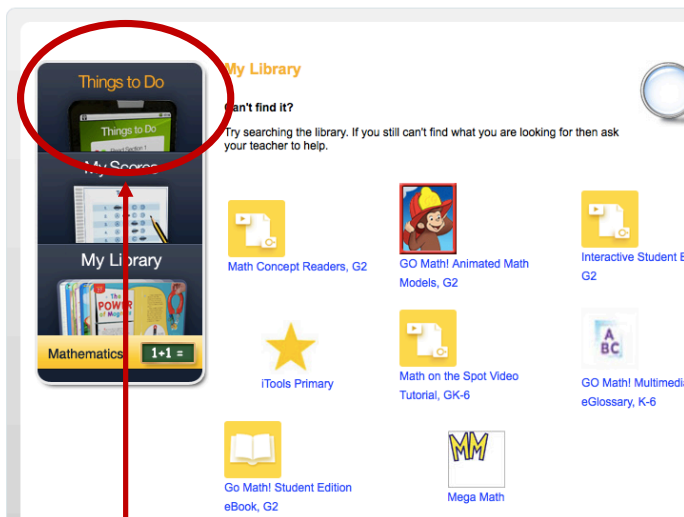
How to Access Go Math



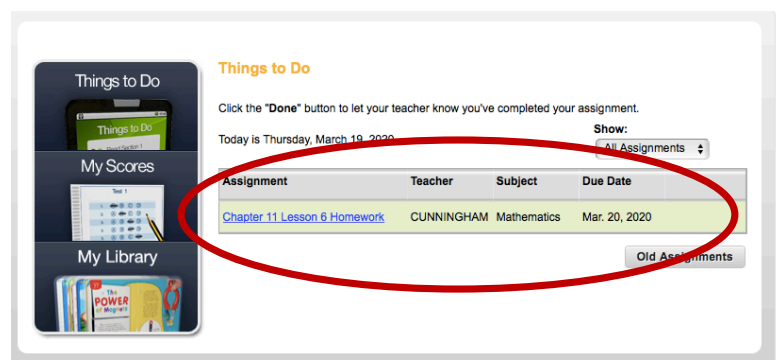
Step Four Continued: Select the Chapter and then lesson that has been assigned by the teacher.



Step Five: Student then completes the lesson by clicking the orange arrow.



Step Six: Now it's time to complete the homework. Go back to the webpage where you selected the "Interactive Student Edition". **NOW SELECT THINGS TO DO.**



Step Seven: Click the assignment.

Your student will now complete the homework by clicking the arrow and then at the end selecting the "Turn In" or "Check Answer" button.