


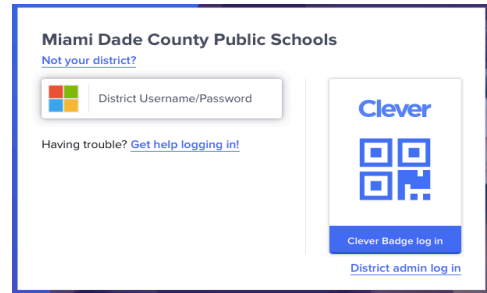


How to Access Science Lessons & Activities through the E-Textbook

Schedule				
Course Teacher	Period	eText Book	Term	Room School
Mathematics - Grade Two CUNNINGHAM KAITLIN	04		A	4011 0721
Science - Grade Two CUNNINGHAM KAITLIN	05		A	4011 0721
Social Studies Grade Two CUNNINGHAM KAITLIN	06		A	4011 0721
Art - Grade 2 GONZALEZ OLGA	07		A	4011 0721

Step One:

Log into your student portal and scroll down to courses. Click the textbook by the science course.



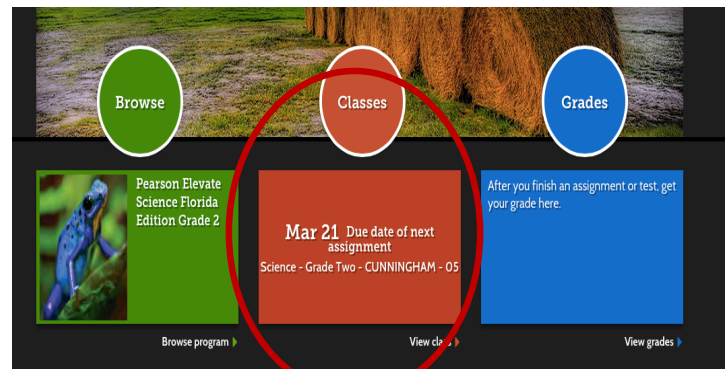
Step Two:

Select "District Username Password"- you will then be brought to another webpage- sign in AGAIN but username must be in the format of: studentid#@dadeschools.net



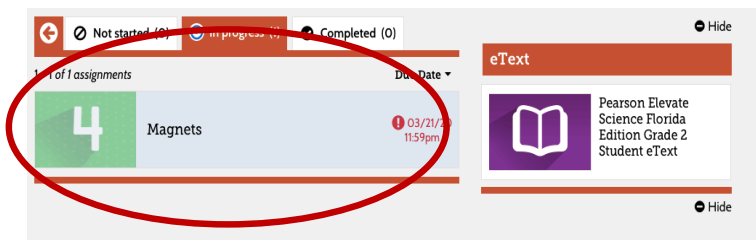
Step Three:

Select the Pearson Elevate Science Edition.



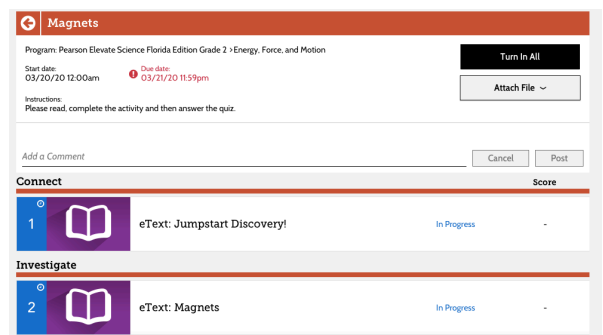
Step Four:

In the orange box you will find any assignments that are due. Click on the orange box.



Step Five:

The assignment will be located under the "Not Started" tab- click on that lesson.



Step Six:

Read the teacher directions and then click on the "eText" to read from the textbook. After reading the assigned texts- scroll down to find the quiz.